

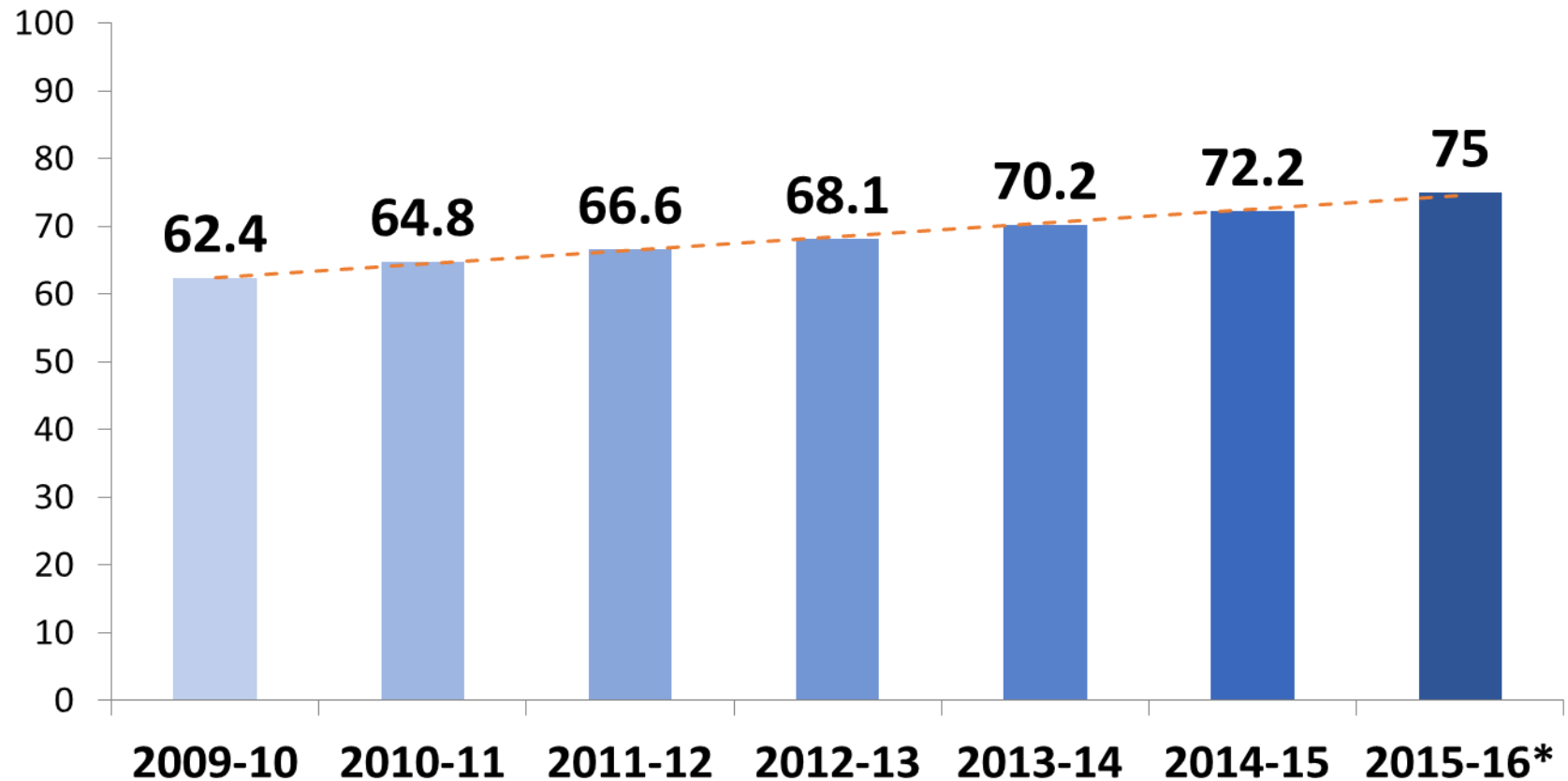


# Graduation Progress

January 10, 2017

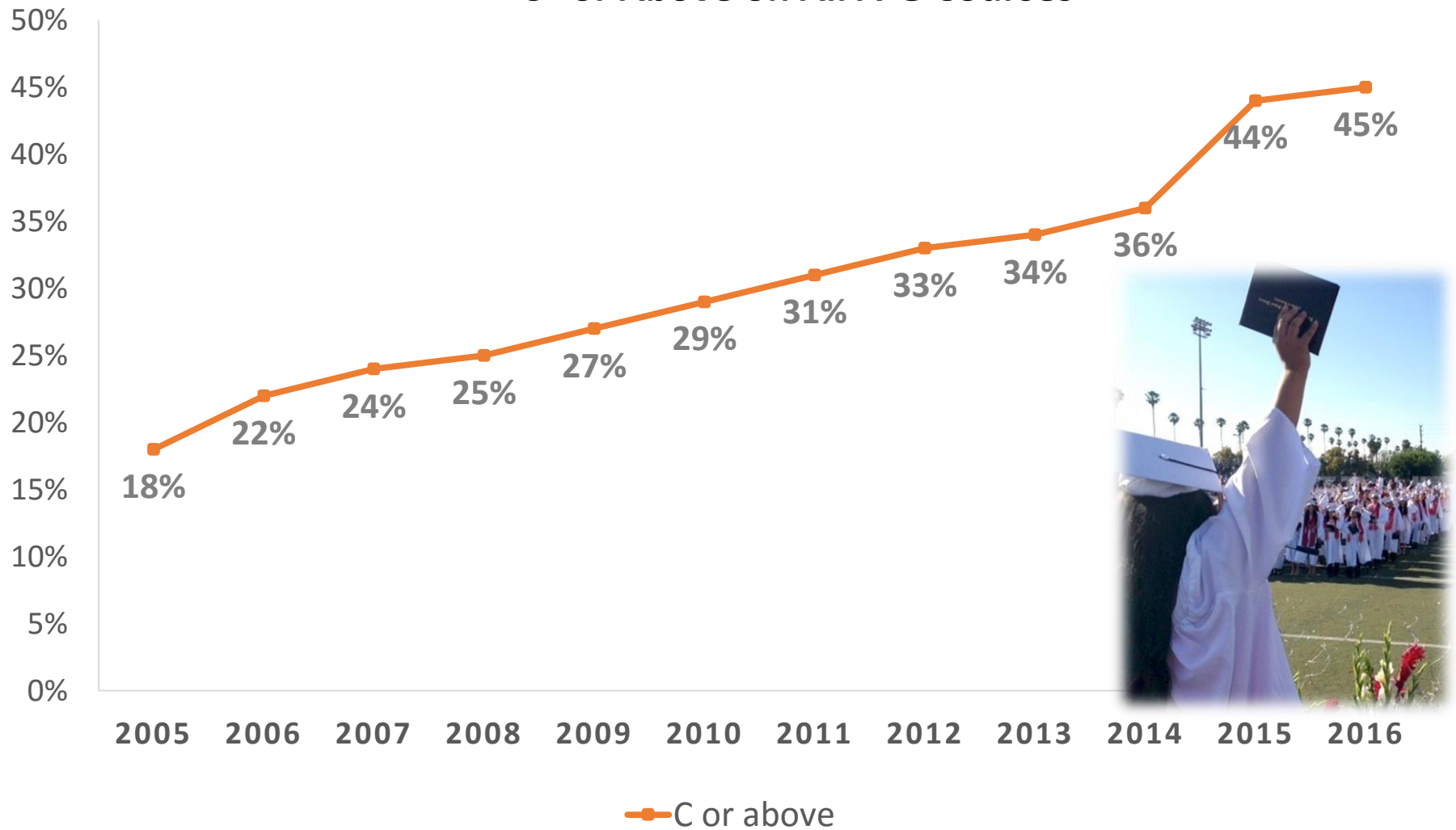


# LAUSD Four Year Cohort Graduation Rate, Comparison to Prior Years CDE Calculation December, 2016



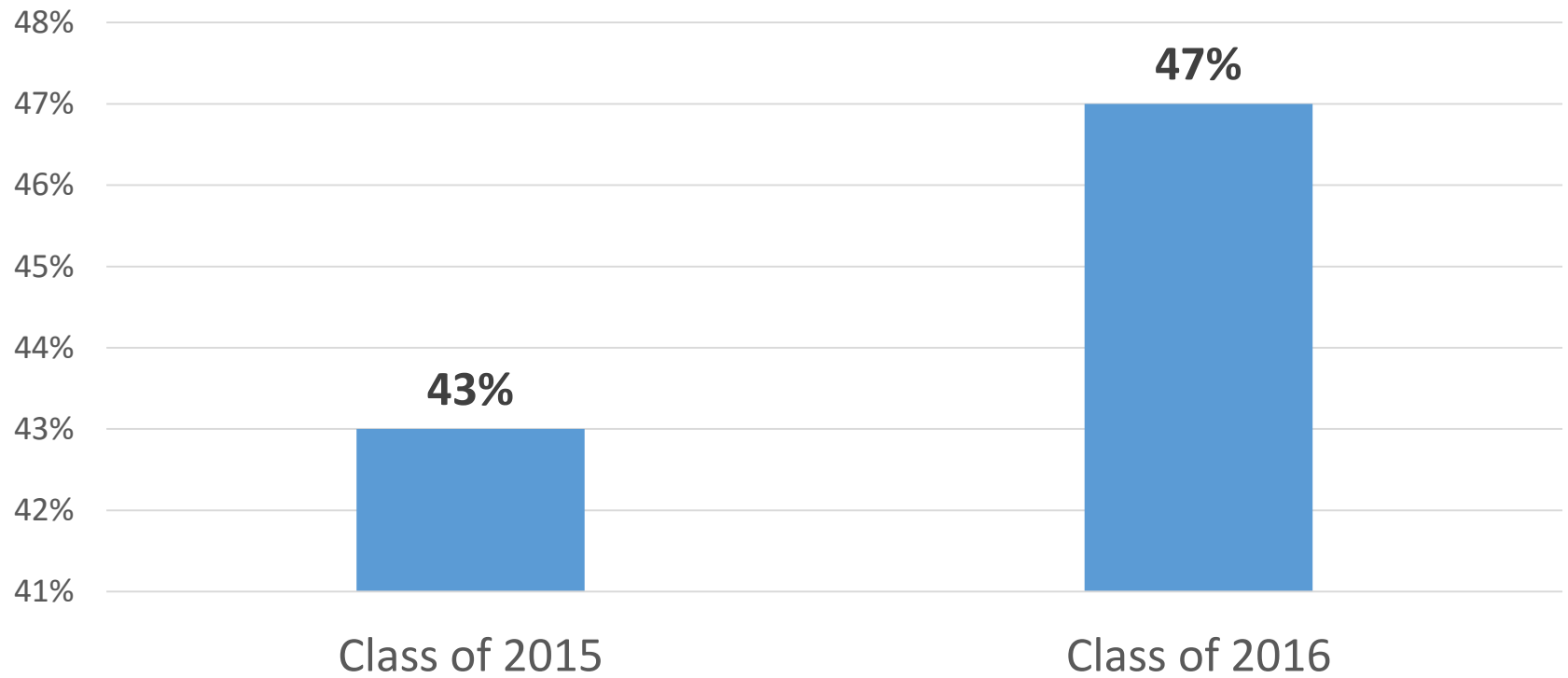
*Data Source: California Department of Education*

# LAUSD 9<sup>th</sup> – 12<sup>th</sup> Grade Progress “C” or Above on All A-G Courses



Data Source: California Department of Education

**LAUSD**  
**Class of 2016 vs. Class of 2017**  
**C or Above on All A-G Courses**



# Grade Level Benchmarks

## *Indicators for On-Track*

| 9 <sup>th</sup> grade | 10 <sup>th</sup> grade | 11 <sup>th</sup> grade | 12 <sup>th</sup> grade             |
|-----------------------|------------------------|------------------------|------------------------------------|
| 1 • B English         | 1 • A World History    | 2 • A US History       | 3 • A Prin Am Dem<br>• G Economics |
| 1 • C Math            | 2 • B English          | 3 • B English          | 4 • B English                      |
| 1 • PE                | 2 • C Math             | 3 • C Math             | 1 • F Vis & Perf Art               |
| ✓ • Career Pathway    | 1 • D Bio or Phys Sci  | 2 • D Bio or Phys Sci  | 1 • G Elective                     |
|                       | 1 • E LOTE             | 2 • E LOTE             | ✓ • Service Learning               |
|                       | 2 • PE                 |                        |                                    |
|                       | ½ • Health             |                        |                                    |
| 50 Credits            | 105 Credits            | 160 Credits            | 210 Credits                        |

*Students have space in their schedules for enrichment and credit recovery courses.*

# Individual Graduation Plans

## IGP Completion Rate – Fall 2016

|               | Number Completed | Percentage Completed |
|---------------|------------------|----------------------|
| Middle School | 94,640           | 92%                  |
| High School   | 124,985          | 90%                  |
| Overall       | 239,749          | 91%                  |



**MIDDLE SCHOOL INDIVIDUALIZED CURRICULUM PLAN**

Name: Last Name First Name Middle Initial DOB: Track: SLC: IEP Current: Yes ☐ No ☐ N/A ☐ Date: English Learner (EL/LEP) Yes ☐ No ☐ (ESL ☐ PRP ☐ RFEP ☐ Date: If yes, ITP Attached (14-yrs) Yes ☐ No ☐

| Grade               | Math        | Science/Health | World History    | Elective      | PE       | Interventions | Goal I have for myself |
|---------------------|-------------|----------------|------------------|---------------|----------|---------------|------------------------|
| SIXTH GRADE FALL    | English-ESL | Math           | Science/Health 6 | World History | Elective | PE            | Interventions          |
| SEVENTH GRADE FALL  | English-ESL | Math           | Science/Health 6 | World History | Elective | PE            | Interventions          |
| EIGHTH GRADE FALL   | English-ESL | Math           | Science/Health 6 | World History | Elective | PE            | Interventions          |
| NINTH GRADE FALL    | English-ESL | Math           | Science/Health 6 | World History | Elective | PE            | Interventions          |
| TENTH GRADE FALL    | English-ESL | Math           | Science/Health 6 | World History | Elective | PE            | Interventions          |
| Eleventh GRADE FALL | English-ESL | Math           | Science/Health 6 | World History | Elective | PE            | Interventions          |
| Twelfth GRADE FALL  | English-ESL | Math           | Science/Health 6 | World History | Elective | PE            | Interventions          |

Parent's/Guardian's Signature: Date: SLC: If yes, ITP attached Yes ☐ No ☐

**HIGH SCHOOL INDIVIDUALIZED CURRICULUM PLAN**

Name: Last Name First Name Middle Initial DOB: Track: SLC: IEP Current: Yes ☐ No ☐ N/A ☐ Date: English Learner (EL/LEP) Yes ☐ No ☐ (ESL ☐ PRP ☐ RFEP ☐ Date: If yes, ITP Attached (14-yrs) Yes ☐ No ☐

| Grade    | Math        | Science/Health | World History    | Elective      | PE       | Interventions | Goal I have for myself |
|----------|-------------|----------------|------------------|---------------|----------|---------------|------------------------|
| GRADE 9  | English-ESL | Math           | Science/Health 6 | World History | Elective | PE            | Interventions          |
| GRADE 10 | English-ESL | Math           | Science/Health 6 | World History | Elective | PE            | Interventions          |
| GRADE 11 | English-ESL | Math           | Science/Health 6 | World History | Elective | PE            | Interventions          |
| GRADE 12 | English-ESL | Math           | Science/Health 6 | World History | Elective | PE            | Interventions          |

Parent's/Guardian's Signature: Date: SLC: If yes, ITP attached Yes ☐ No ☐

**POST-HIGH SCHOOL PLAN**

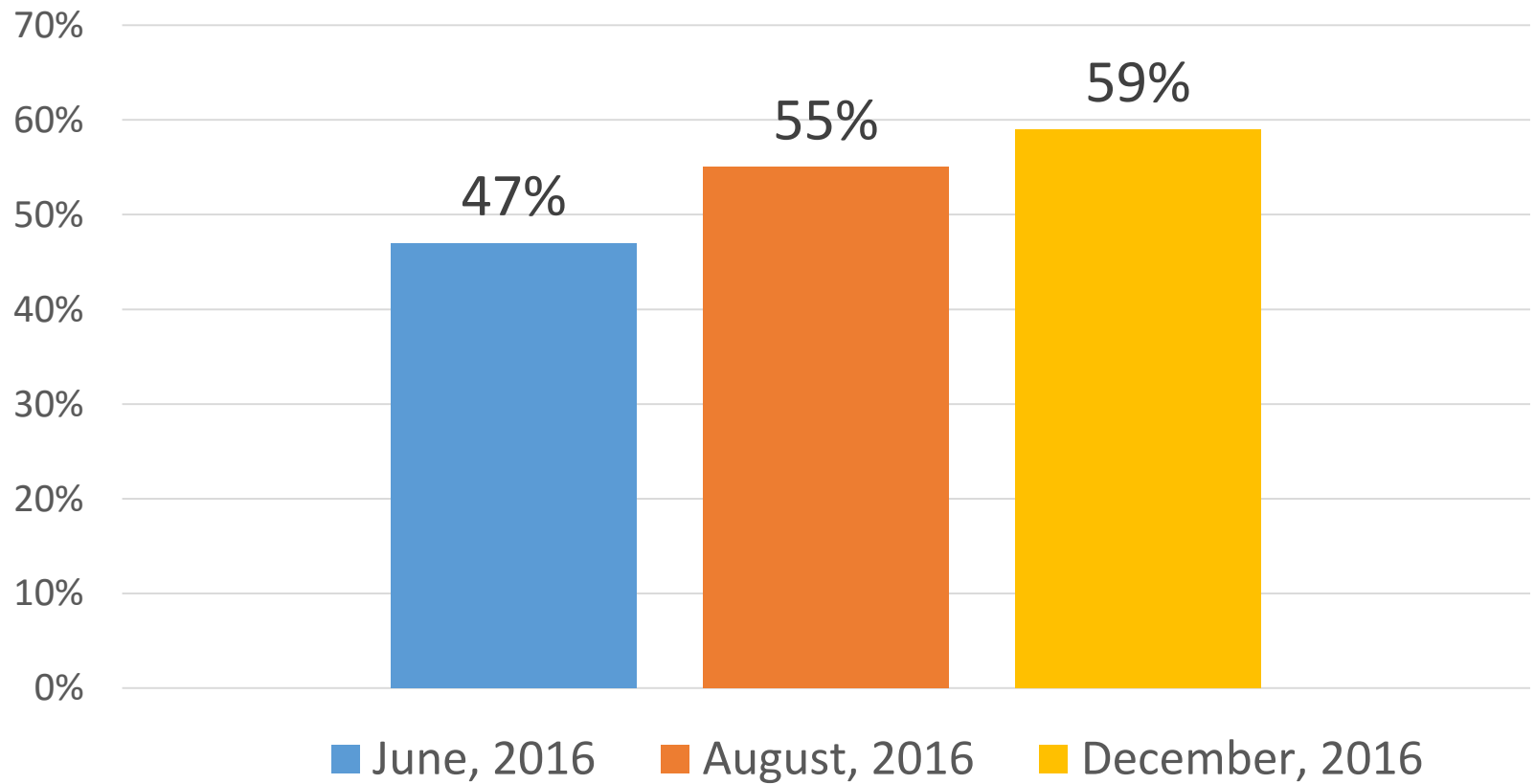
Name: Last Name First Name Middle Initial DOB: Track: SLC: IEP Current: Yes ☐ No ☐ N/A ☐ Date: English Learner (EL/LEP) Yes ☐ No ☐ (ESL ☐ PRP ☐ RFEP ☐ Date: If yes, ITP Attached (14-yrs) Yes ☐ No ☐

| Grade    | Math        | Science/Health | World History    | Elective      | PE       | Interventions | Goal I have for myself |
|----------|-------------|----------------|------------------|---------------|----------|---------------|------------------------|
| GRADE 13 | English-ESL | Math           | Science/Health 6 | World History | Elective | PE            | Interventions          |
| GRADE 14 | English-ESL | Math           | Science/Health 6 | World History | Elective | PE            | Interventions          |
| GRADE 15 | English-ESL | Math           | Science/Health 6 | World History | Elective | PE            | Interventions          |
| GRADE 16 | English-ESL | Math           | Science/Health 6 | World History | Elective | PE            | Interventions          |
| GRADE 17 | English-ESL | Math           | Science/Health 6 | World History | Elective | PE            | Interventions          |
| GRADE 18 | English-ESL | Math           | Science/Health 6 | World History | Elective | PE            | Interventions          |

Parent's/Guardian's Signature: Date: SLC: If yes, ITP attached Yes ☐ No ☐

Data Source: MiSiS (December, 2016)

## LAUSD CLASS of 2017 A-G On-Track Progress



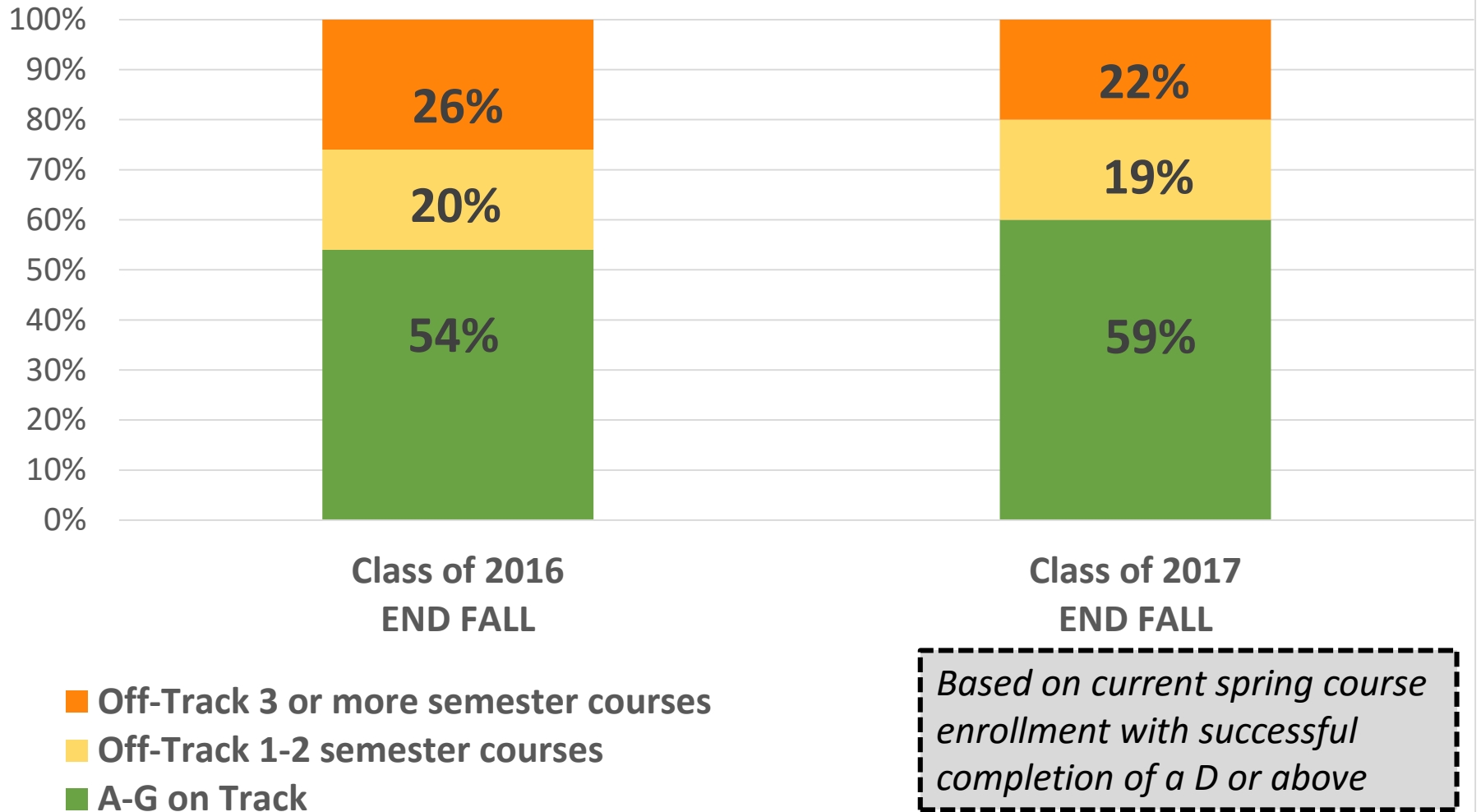
*Data Source: MyData (December, 2016)*



# LAUSD Class of 2016 vs. Class of 2017

## A-G on Track Rate

*(End of Fall )*



Data Source: MyData (December, 2016)



# Graduation Progress Dashboard

## Class of 2017 All Graduation Requirements

Local District Name --Select Value-- ▼

Campus Name --Select Value-- ▼

School Name --Select Value-- ▼

Data may be filtered by LD or school site

### Graduation Progress

On-Track for A-G with a D or Better

Class of 2017  
**60%**  
A-G "D" or Better

(19,284 of 32,052 Students)

Class of 2017  
**46%**  
All Academic Requirements On-Track

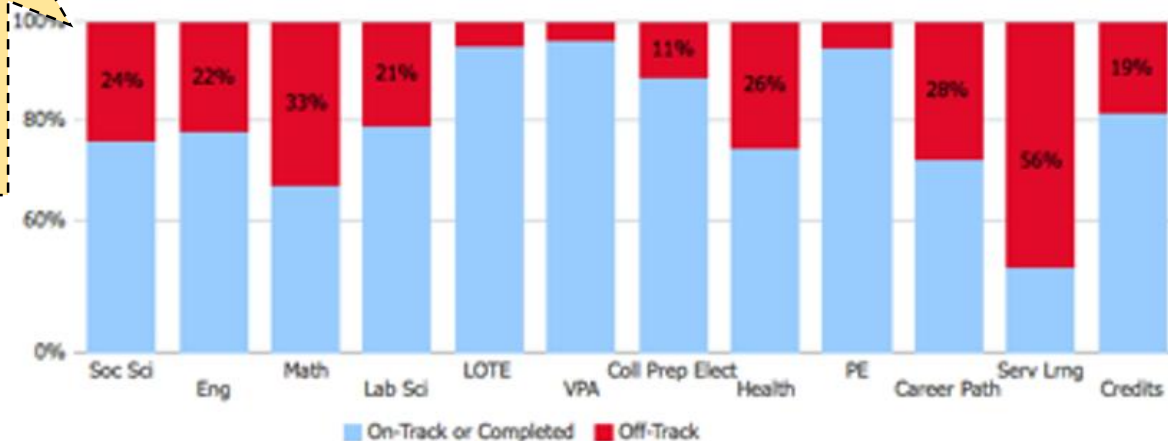
(14,633 of 32,052 Students)

On-Track for ALL Graduation Requirements

Break down of On-Track Rates by each Graduation Requirement

### Class Of 2017 All Requirements

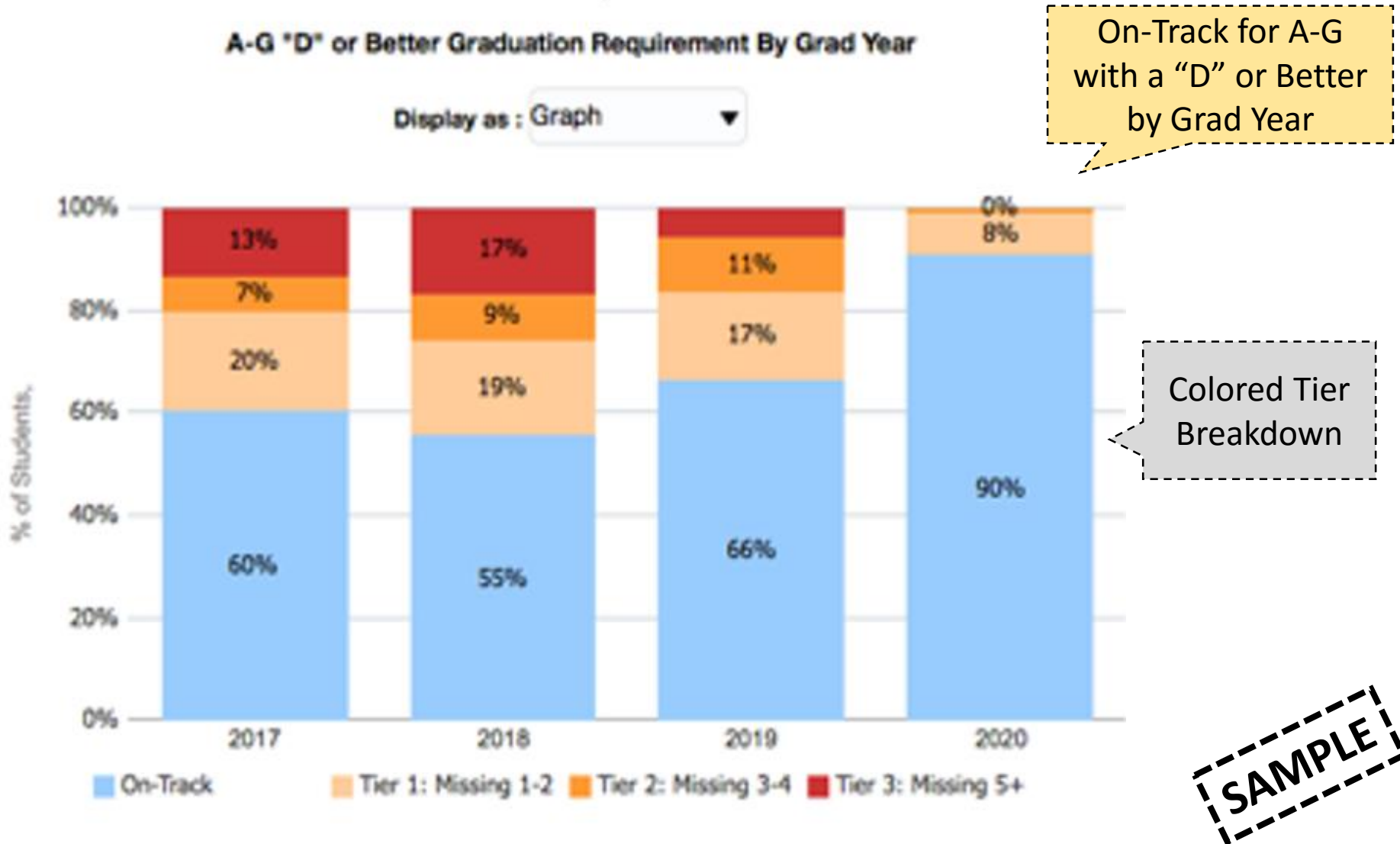
Display as : Graph ▼



**SAMPLE**

# Graduation Progress Dashboard

## A-G “D” or Better Graduation Requirement by Grad Year

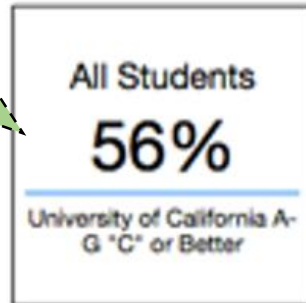


# Graduation Progress Dashboard

*A-G "C" or Better, University of California by Grad Year*

## College Readiness

On-Track for  
University of CA  
A-G with a  
"C" or Better



(77,968 of 138,554 Students)

All Students  
**57%**

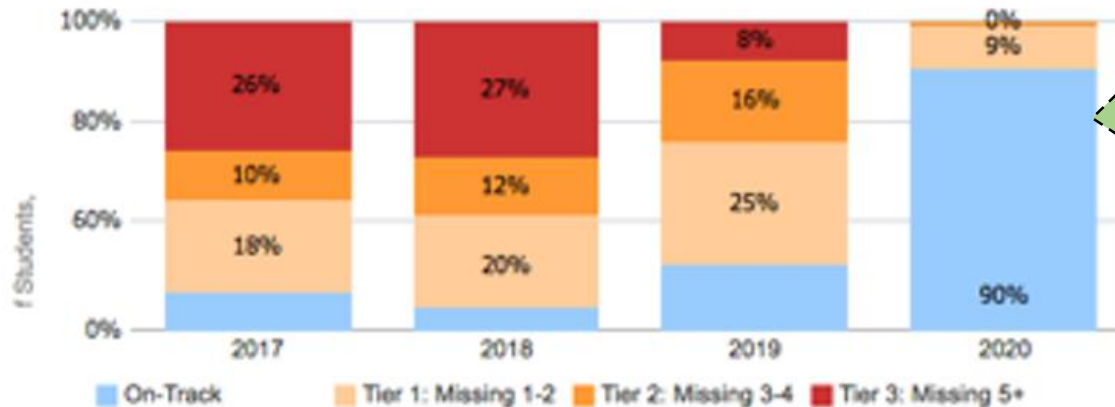
Cal-State University A-G  
"C" or Better

(78,313 of 138,554 Students)

On-Track for  
Cal-State University  
A-G with a  
"C" or Better

## A-G C Or Better University of California By Grad Year

Display as : Graph ▼

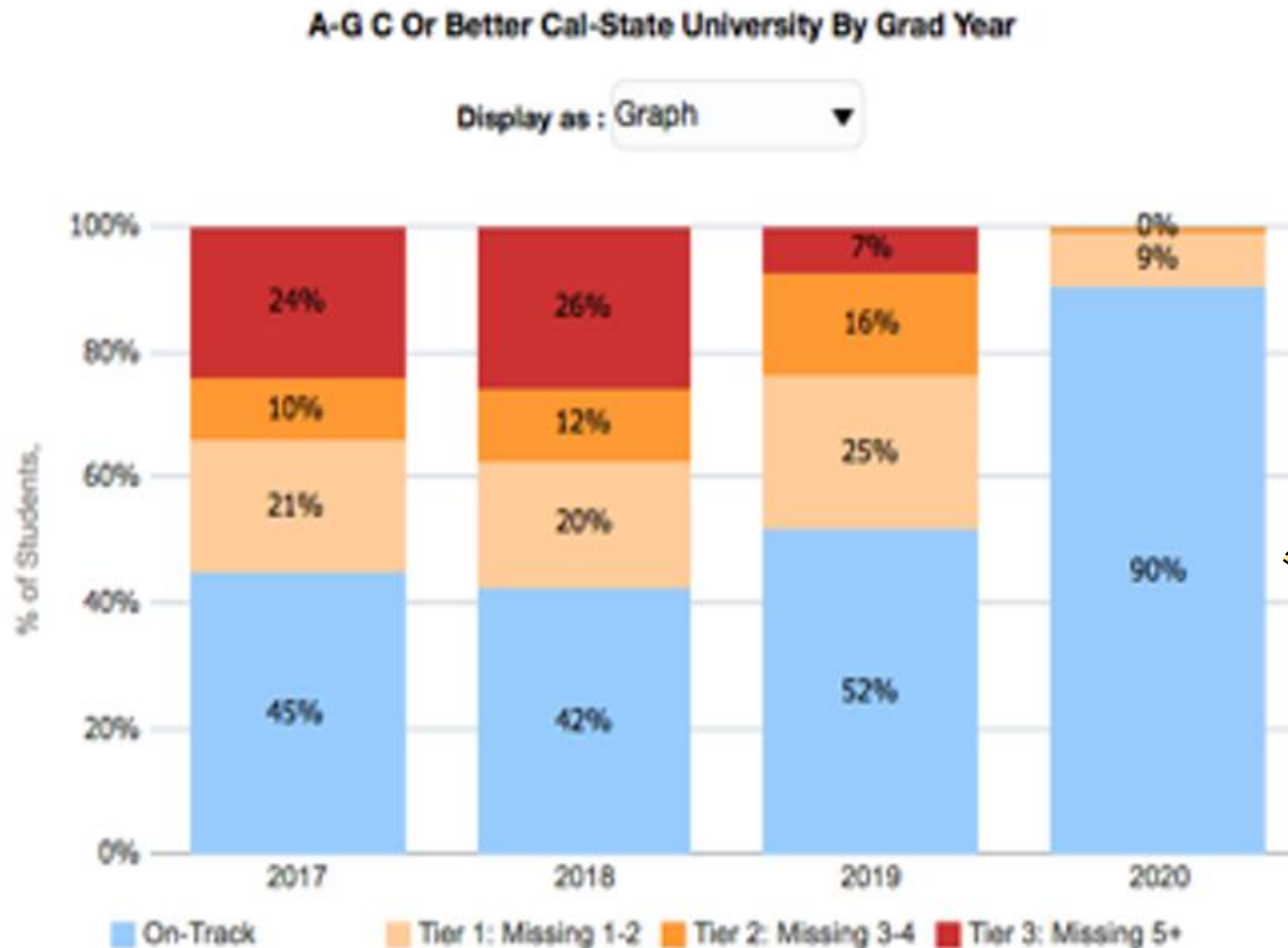


Breakdown of  
On-Track with a  
"C" or Better for  
University of CA  
by Grad Year

**SAMPLE**

# Graduation Progress Dashboard

*A-G “C” or Better, California State University by Grad Year*



Breakdown of  
On-Track with a  
“C” or Better for  
Cal-State University  
by Grad Year

**SAMPLE**



**Getting ready for college, pre-K through 12th grade:  
LAUSD kicks off College Awareness Month**

October 11, 2016  
LA School Report

**All LA Unified Students Must  
Pass College Prep Courses**  
May 9, 2012 LA Times

**L.A. Unified paves the way for 15,000 students to take  
community college classes — during their high school day**

September 20, 2016 LA Times

June 23, 2016 Our Weekly

**LAUSD improves high school grad rates and college-preparedness**

**LAUSD Graduation Rate Hits New High**

August 9, 2016 8:08 PM CBS Local News

**Free Year of Community  
College for LAUSD Graduates**

September 14, 2016 LA Times



**100% Graduation**